

Osceola County 4-H Record Book Sheep Intermediate (10-14)



Place Beginning Project Picture Here

Place Ending Project Picture Here

Name: _____

Birthdate: _____ **Fair Age** (*as of Jan. 1*) _____

Address: _____

Club: _____

Years in 4-H: _____ **Years in Project:** _____

Member's Signature: _____

Parent's Signature: _____

Leader's Signature: _____

4-H Information

The 4-H Pledge

Fill in the Blanks

I pledge...

My _____ to _____,

My _____ to _____,

My _____ to _____,

My _____ to _____,

**for my club, my community,
my country and my world.**

The 4-H Motto

Fill in the Blank

“To Make the _____, _____”

The 4-H Slogan

Fill in the Blank

“ _____ by _____”

What 4-H Means to Me

Describe what 4-H means to you.

Showmanship

List 3 qualities of a good showperson:

1) _____

2) _____

3) _____

List 3 qualities of a poor showperson:

1) _____

2) _____

3) _____



**List 3 ways that you helped or taught
others this year:**

1) _____

2) _____

3) _____

Meetings / Participation

Keep track of meetings/events that you have participated in. Put a check in the appropriate month.

Description	Sep	Oct	Nov	Dec	Jan	Feb	Mar	Apr	May	Jun	Jul	Aug
Osceola Livestock Club (OLC)												
Club Meetings (list)												
General Meetings (list)												
County Events: (list)												
State Events: (list)												
Community Service: (list)												
Committees: (list)												
Other: (list)												

Examples: Shows, Clinics, Workshops, etc.

My Market Animal Project

Scrapies and/or RFID Tag #	Name of Animal

1. Why did you select this project? _____

2. What breed or type of project animal did you select and why? _____

3. When did you purchase your animal and why did you choose that date/age? _____

4. What factors did you consider when selecting your project (breed, age, price, disposition)? _____

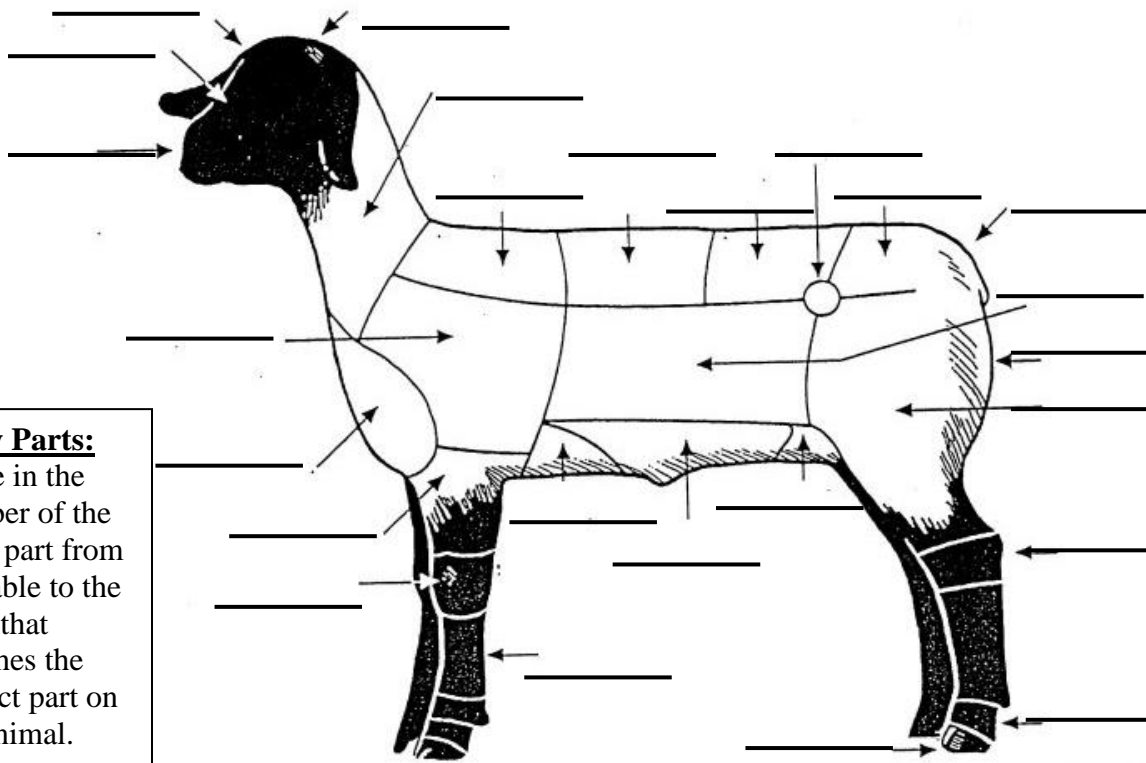
5. How many and what kinds of animals did you care for? (Examples: 2 crossbred hogs, 1 angus steer)

6. What do the Average Daily Gain results (page 9) tell you? _____

7. List three things you have learned in your project this year.
 - a. _____
 - b. _____
 - c. _____
8. Who has influenced you the most this year in this project and why? _____

9. List List the names of 3 potential buyers that you contacted about the Livestock Sale for this project:
 - a. _____
 - b. _____
 - c. _____

Sheep Body Parts



- | | |
|-----|-----------------|
| 1. | Back/Rack |
| 2. | Belly |
| 3. | Brisket |
| 4. | Cannon |
| 5. | Dock |
| 6. | Face |
| 7. | Fore Flank |
| 8. | Forearm |
| 9. | Forehead |
| 10. | Hips |
| 11. | Hock |
| 12. | Hoof |
| 13. | Knee |
| 14. | Leg |
| 15. | Loin |
| 16. | Middle |
| 17. | Muzzle |
| 18. | Neck |
| 19. | Pastern |
| 20. | Poll |
| 21. | Rear Flank |
| 22. | Rump |
| 23. | Shoulder |
| 24. | Top of Shoulder |
| 25. | Twist |

Body Parts:

Write in the number of the body part from the table to the right that matches the correct part on the animal.

Diseases

List 3 common diseases of Sheep

1. _____
2. _____
3. _____

By – Products

List 3 by-products of Sheep

1. _____
2. _____
3. _____

Breeds

List 3 Breeds of Sheep

1. _____
2. _____
3. _____

Retail Meat Cuts

List 3 Retail Meat Cuts of Sheep

1. _____
2. _____
3. _____


Sheep Facts Crossword Puzzle

Across

2. A group of sheep
3. The naturally occurring "grease" that coats wool.
6. Cutting the tails short on baby lambs. Performed for sanitary reasons.
8. A male sheep that has been castrated
11. Polled breed with black head and legs. It is known for its meatiness and high carcass quality.
12. Period of time a sheep is pregnant: 147 - 153 days (about 5 months)

Down

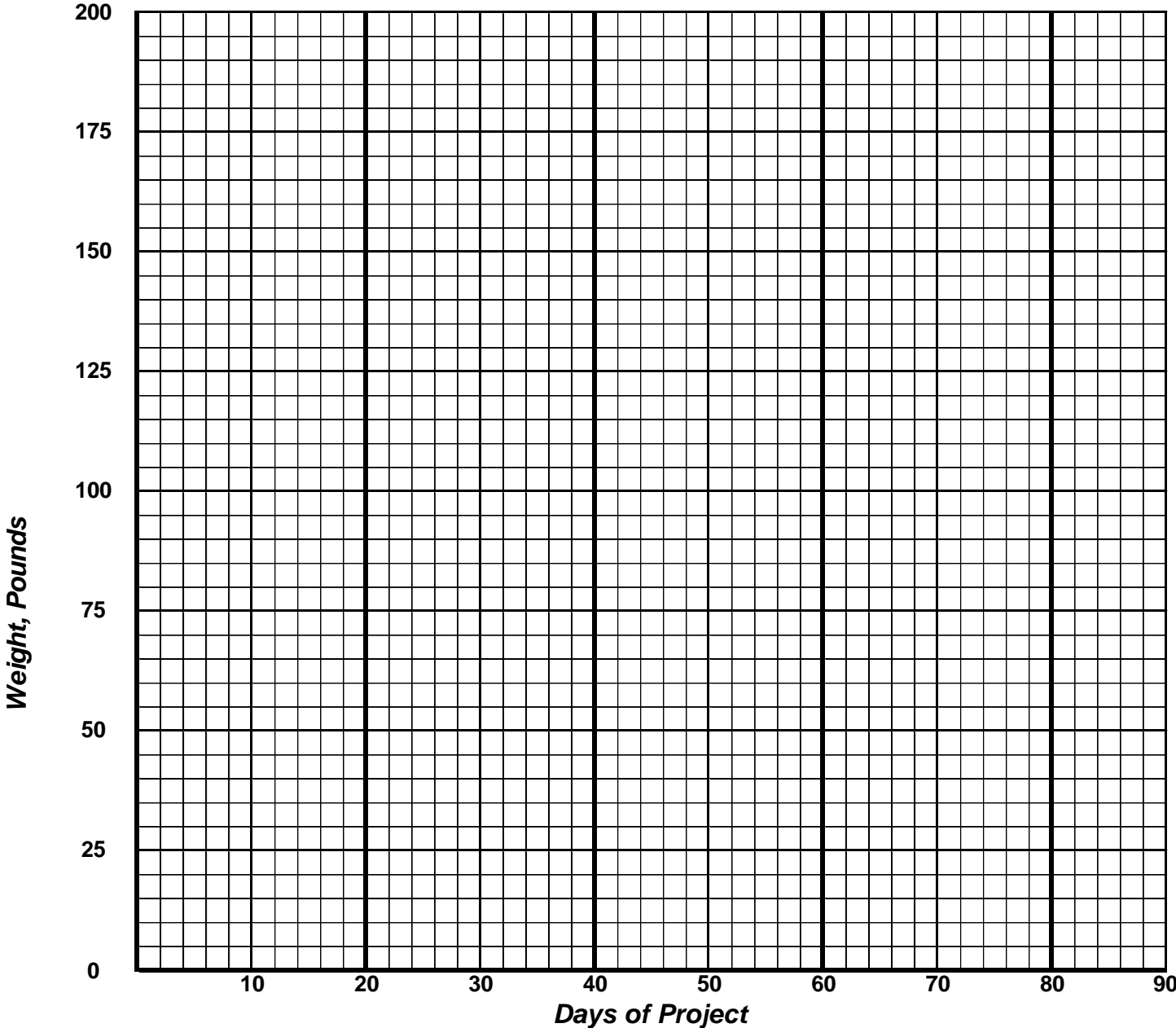
1. A usually fatal disease of the nervous system.
4. A contagious disease caused by herpes virus that causes sores on the mouth and lips. It can be transmitted to humans.
5. To clip wool
7. A lamb's normal body _____ is **102.3** degrees F.
9. The meat from mature sheep
10. The first milk, high in antibodies, produced by a female mammal after it gives birth



COLOSTRUM
DOCKING
FLOCK
GESTATION
LANOLIN
MUTTON
SCRAPIE
SHEAR
SOREMOUTH
SUFFOLK
TEMPERATURE
WETHER

Created with EclipseCrossword — www.eclipsecrossword.com

Sheep Weigh Chart



Knowing how much your animal weighs and how much it is gaining each day is a critical part of raising a healthy animal. Weights can be measured by using scales, weight tapes, or estimated. Keep track of the weights in the table below and draw the results

Date Weighed									
# of Days									
Weight									
Lbs. Gained									
A.D.G. (Lbs. Gained / # of Days)									

Sheep Feed

Write the information from the feed tag or the “recipe” mixture that you use: _____

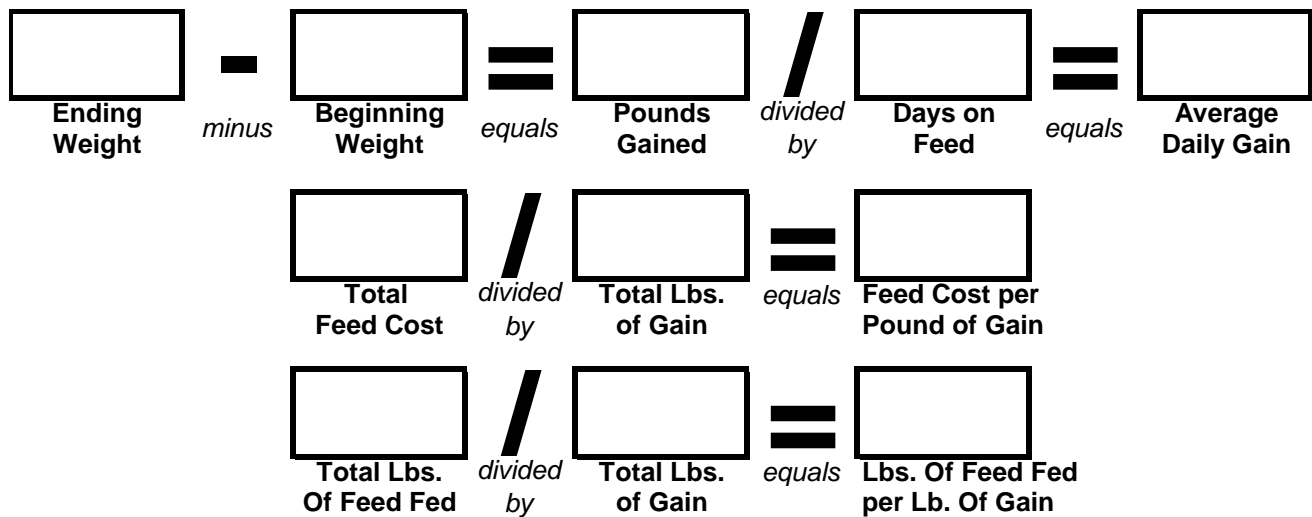
Describe your feed mixture at beginning of your project and at the end of the project? Why did you make those change? _____

How did you determine how much to feed your animal? _____

Expense Record

Pounds Fed	Jan	Feb	Mar	Apr	May	Jun	Jul
Hay / Roughage							
Grains <small>(include all types of grain: corns, oats, etc.)</small>							
Minerals							
Other							
TOTAL Pounds Fed:							
TOTAL Cost of Feed:	\$	\$	\$	\$	\$	\$	\$
Expense Items	Jan	Feb	Mar	Apr	May	Jun	Jul
Veterinary Charges							
Vaccinations/Wormer							
Bedding							
Housing							
Trucking & Pictures							
Other							
TOTAL Expense Items:	\$	\$	\$	\$	\$	\$	\$

Project Performance Summary



Financial Summary

INCOME				
<i>Ending Weight:</i>	X	<i>Market Price:</i>	=	<i>Income from Animal:</i>
Other Income: (List items:)				
TOTAL INCOME				<input type="text"/>

EXPENSES	
Purchase price of animal (if homegrown = market value @ weigh in)	<input type="text"/>
Cost of Feed (page 8)	<input type="text"/>
Cost of other Expense items (page 8)	<input type="text"/>
TOTAL EXPENSES	
<input type="text"/>	

PROFIT / (LOSS): Income minus Expense (negative number equals a loss)	<input type="text"/>
--	----------------------



More Project Photos

